sarasota youth orchestras™

Prelude Strings 2018-19

VIOLIN

You must be prepared to play all of the specified requirements when auditioning. Please understand that the audition committee may choose to omit some items during the actual audition.

The audition committee will select from the following:

1. Scales and arpeggios will be chosen by the committee from the following MAJOR keys: G and D. All scales are to be performed with arpeggios as one octave (see String Orchestra Scale and Arpeggio sheet). All scales and arpeggios are to be performed in even quarter notes using separate bows at a tempo of MM quarter note = 60. Strive for accurate intonation and steady tempo.

2. Provided excerpts. Please take the time to study these excerpts carefully. The committee will look for proper posture, technique, intonation, and rhythm.

3. A short sight reading exercise(s) to demonstrate the student's reading ability. The student will have thirty seconds to study the piece before playing it. Students may prepare for this part of the audition by practicing sight reading songs from their music primer (All for Strings, Essential Elements, etc) during their daily practice routine.

No. 1



Keep the previous finger down while placing the next finger.

No. 2



Keep your fingers arched above the string ready to play.

No. 3



Slurring two notes in a bow, the bow should be divided equally so that each note sounds for the same length of time.